

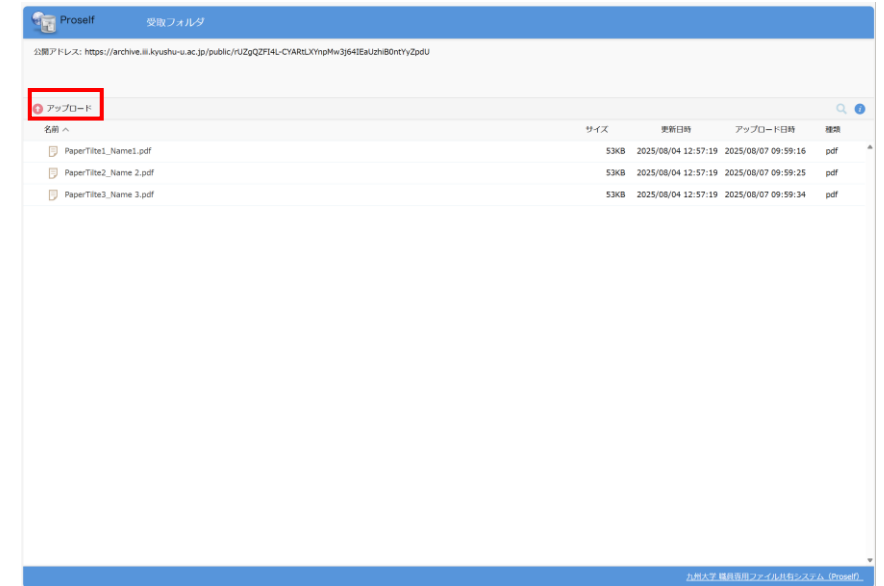
How to submit full paper on CJJC2025

Please use the Kyushu University file upload site (Proself) available on the Internet. The following explains the upload procedure.

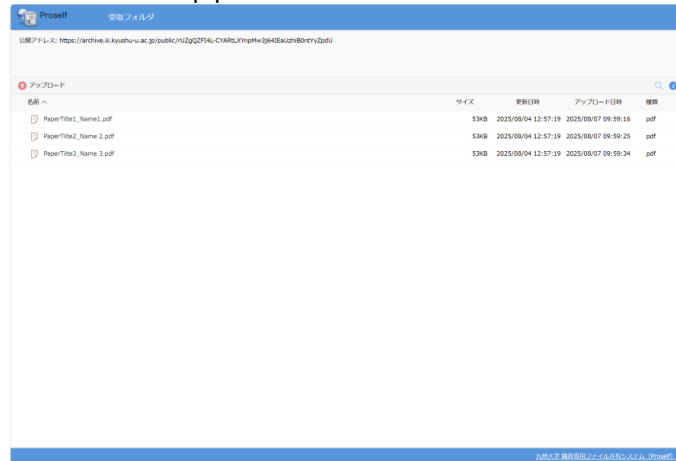
< Notes >

- Please use **PC** and Microsoft Edge as your browser.
 - **File names should be formatted as *PaperTitle_PresenterName.pdf*** (*PaperTitle* and *Presenter Name* should be in **English**).
- e.g. Construction and evaluation of a wastepaper sorting support system using deep learning_Yasuhiro Sugisaki.pdf
- If you have any questions, please contact us at the following address:
cjjc2025-official@doc.kyushu-u.ac.jp

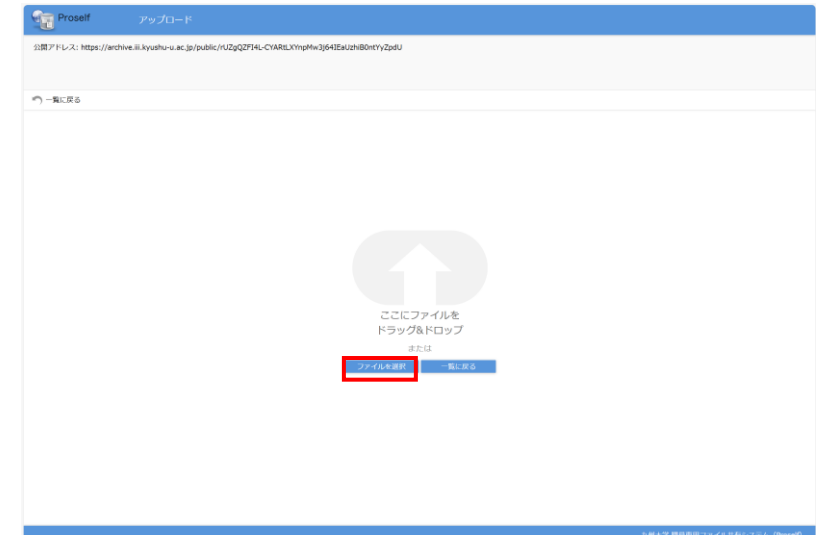
Step2. Click the red-framed area (“アップロード”).



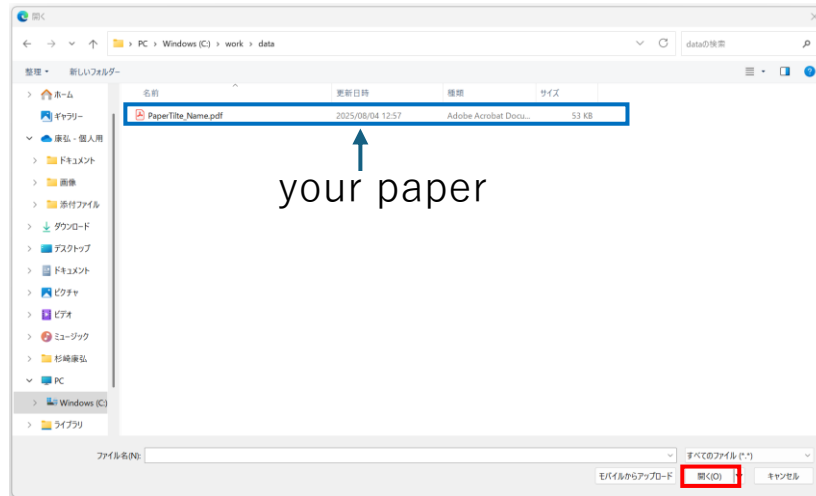
Step 1. Click on the file upload site URL
<https://archive.iii.kyushu-u.ac.jp/public/4UZjQx-l-C-MwiBrUXFOrOAmWPJCDzsv7SvKvL4y1lsh>
 The following screen will appear.



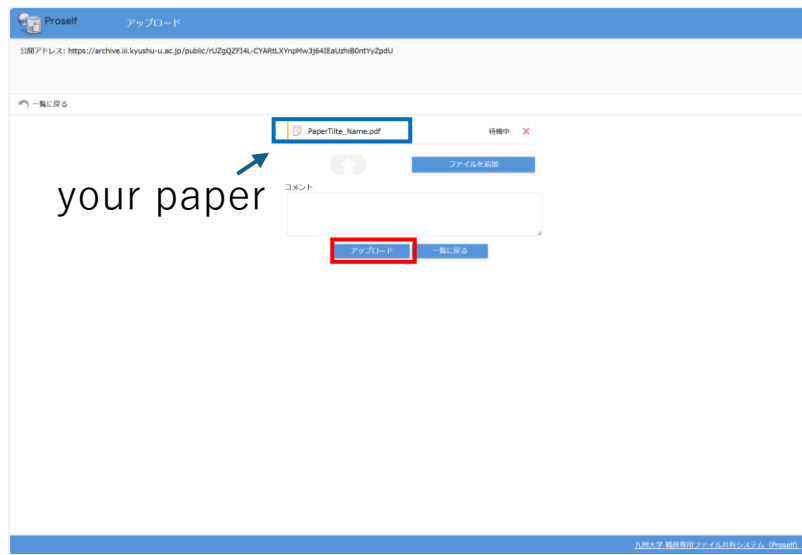
Step3. The screen shown below will appear as a result of Step 2. Then, click the red-framed area (“ファイル選択”).



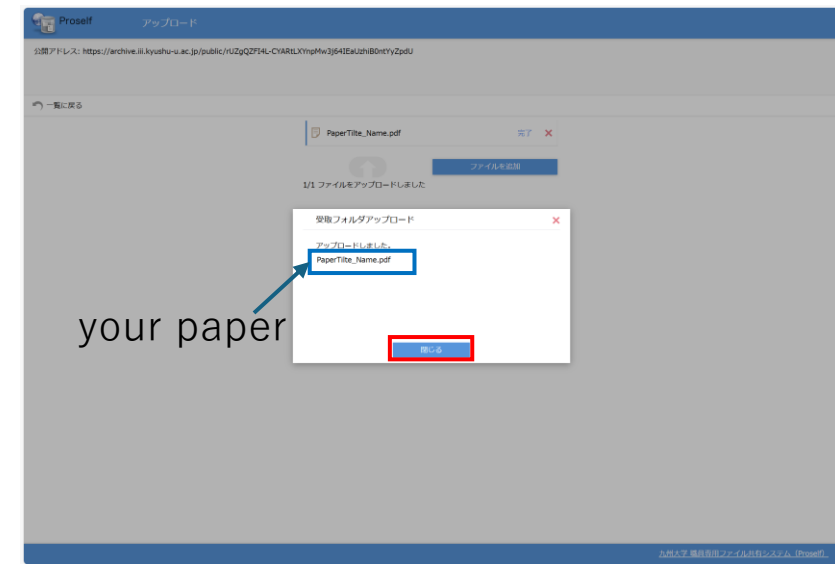
Step 4. As a result of Step 3, the following screen will appear. Select the file containing your paper and click the red box labeled “開く”



Step 5. As a result of Step 4, the following screen will appear. Then, click the red-framed area (“アップロード”).



Step 6. As a result of Step 5, the following screen will appear. Then, click the red frame (“閉じる”).



Step 7. As a result of Step 6, the following screen will appear. There, confirm that the paper you submitted exists.

